



tools4dev

www.tools4dev.org

© 2017 tools4dev. All Rights Reserved.

How to write a monitoring & evaluation framework

2

Step 2: Choosing your indicators

What is an indicator?

Something that you will measure to decide if the program is successful.


Examples

- Average reading test score.
- Percentage of houses with access to clean water.
- Number of female business owners.
- Number of vaccines distributed.

	INDICATOR	DEFINITION How is it calculated?	BASELINE What is the current value?	TARGET What is the target value?	DATA SOURCE How will it be measured?	FREQUENCY How often will it be measured?	RESPONSIBLE Who will measure it?	REPORTING Where will it be reported?
Goal								
Outcomes								
Outputs								
Activities								

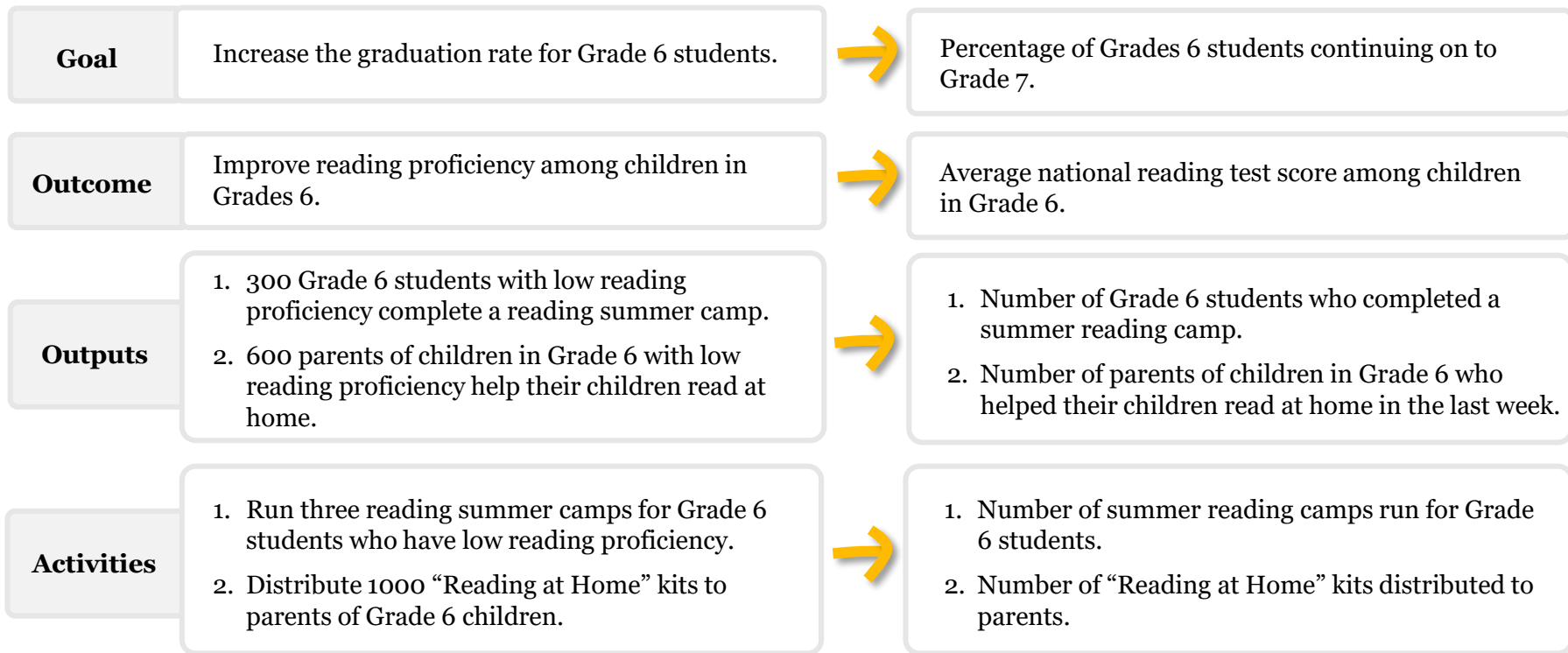


There should be at least one indicator for each activity, output, outcome and goal in your logframe.



Logframe

Indicators





	INDICATOR	DEFINITION How is it calculated?	BASELINE What is the current value?	TARGET What is the target value?	DATA SOURCE How will it be measured?	FREQUENCY How often will it be measured?	RESPONSIBLE Who will measure it?	REPORTING Where will it be reported?
Goal	Percentage of Grades 6 students continuing on to Grade 7.							
Outcomes	Average national reading proficiency test score among children in Grade 6.							
Outputs	Number of Grade 6 students who completed a summer reading camp.							
	Number of parents of children in Grade 6 who helped their children read at home in the last week.							
Activities	Number of summer reading camps run for Grade 6 students.							
	Number of "Reading at Home" kits distributed to parents.							

Tips for choosing indicators





Choose indicators that are directly related to the activity, output, outcome or goal

Outcome		
Improve reading proficiency among children in Grades 6.	<i>Indicator:</i> Percentage of Grade 6 students who say they like reading.	<i>Indicator:</i> Average reading test score among children in Grade 6.



Choose indicators you can measure accurately with your available resources

Output		
600 parents of children in Grade 6 with low reading proficiency help their children read at home.	<i>Indicator:</i> Number of parents of children in Grade 6 who helped their children read at home three times a week for one year.	<i>Indicator:</i> Number of parents of children in Grade 6 who helped their children read at home in the last week.

Choose a standard indicator wherever possible (avoid making up your own)

Outcome		
Improve reading proficiency among children in Grades 6.	<i>Indicator:</i> Percentage of Grade 6 students who can read three pages of text.	<i>Indicator:</i> Average national reading test score among children in Grade 6.

Don't worry too much about the “rules” for writing indicators - use simple sentences

Activity		
Distribute 1000 “Reading at Home” kits to parents of Grade 6 children.	<i>Indicator:</i> Parents receive 1000 distributed “Reading at Home” kits for Grade 6 students within a 12 month period from the start of the program.	<i>Indicator:</i> Number of “Reading at Home” kits distributed to parents.

Use qualitative indicators if they are the best way to measure the result

Examples

- ▶ Positive feedback from parents during interviews.
- ▶ Stories from women showing how the program gave them more confidence.
- ▶ Case studies of government departments where corruption was reduced.